















# CIAC TOURNAMENT BRACKET

2016 Class S Girls Soccer Sponsored By:  

| First Round  |     |
|--|-----|
|  <b>1 Capital Prep</b>        | Bye |
| 11/7,2:00 @Tourtelotte   |     |
|  <b>16 Tourtelotte</b>        | 1   |
|  <b>17 Stafford</b>           | 5   |
|  <b>8 Public Safety/AAE</b>   | Bye |
| 11/7,2:00 @MLC   |     |
|  <b>9 MLC</b>                 | 0   |
|  <b>24 Portland</b>           | 5   |
|  <b>4 St. Bernard</b>         | Bye |
| 11/7,2:00 @Old Saybrook  |     |
|  <b>13 Old Saybrook</b>       | 3   |
|  <b>20 Litchfield</b>         | 0   |
|  <b>5 Housatonic Regional</b> | Bye |
| 11/7,6:00 @St. Paul  |     |
|  <b>12 St. Paul Catholic</b>  | 8   |
|  <b>21 Lyman Memorial</b>     | 1   |
|  <b>2 Old Lyme</b>            | Bye |
| 11/7,2:00 @Parish Hill   |     |
|  <b>15 Parish Hill</b>        | 1   |
|  <b>18 Somers</b>             | 3   |
|  <b>7 Coventry</b>           | Bye |
| 11/7,2:00 @Post Univ.  |     |
|  <b>10 Holy Cross</b>       | 9   |
|  <b>23 Wolcott Tech</b>     | 0   |
|  <b>3 Innovation</b>        | Bye |
| 11/7,2:00 @Bolton  |     |
|  <b>14 Bolton</b>           | 1   |
|  <b>19 East Windsor</b>     | 0   |
|  <b>6 Putnam</b>            | Bye |
| 11/7,2:00 @Terryville  |     |
|  <b>11 Terryville</b>       | 5   |
|  <b>22 HMTC</b>             | 0   |

| Second Round   |   |
|--|---|
| 11/9,4:00 @Annie Fisher School, Hartford   |   |
|  <b>1 Capital Prep</b>        | 4 |
|  <b>17 Stafford</b>           | 3 |
| (20T)  |   |
| 11/9,2:00 @Public Safety   |   |
|  <b>8 Public Safety/AAE</b>   | 1 |
|  <b>24 Portland</b>           | 5 |
| 11/9,2:00 @St. Bernard   |   |
|  <b>4 St. Bernard</b>         | 0 |
|  <b>13 Old Saybrook</b>       | 1 |
| 11/9,2:00 @Housatonic  |   |
|  <b>5 Housatonic Regional</b> | 2 |
|  <b>12 St. Paul Catholic</b>  | 4 |
| 11/9,2:00 @Old Lyme  |   |
|  <b>2 Old Lyme</b>            | 4 |
|  <b>18 Somers</b>             | 1 |
| 11/9,4:00 @Coventry  |   |
|  <b>7 Coventry</b>          | 2 |
|  <b>10 Holy Cross</b>       | 1 |
| 11/9,2:00 @Innovation  |   |
|  <b>3 Innovation</b>        | 0 |
|  <b>14 Bolton</b>           | 6 |
| 11/9,2:00 @Putnam  |   |
|  <b>6 Putnam</b>            | 1 |
|  <b>11 Terryville</b>       | 5 |

| Quarterfinal  |   |
|---|---|
| 11/11,2:00 @Annie Fisher School, Hartford   |   |
|  <b>1 Capital Prep</b>       | 2 |
|  <b>24 Portland</b>          | 6 |
| 11/11,1:00 @St. Paul  |   |
|  <b>13 Old Saybrook</b>      | 3 |
|  <b>12 St. Paul Catholic</b> | 1 |
| 11/11,2:00 @Old Lyme  |   |
|  <b>2 Old Lyme</b>           | 2 |
|  <b>7 Coventry</b>          | 0 |
| 11/11,2:00 @Terryville  |   |
|  <b>14 Bolton</b>          | 2 |
|  <b>11 Terryville</b>      | 3 |

| Semifinal  |   |
|--|---|
| 11/14,6:00 @Middletown   |   |
|  <b>24 Portland</b>       | 1 |
|  <b>13 Old Saybrook 2</b> | 2 |
| (PK4-3)  |   |
| 11/14,7:00 @Falcon Fld.  |   |
|  <b>2 Old Lyme</b>      | 3 |
|  <b>11 Terryville</b>   | 0 |

| Final  |   |
|--|---|
| 11/19,11:00am @West Haven  |   |
|  <b>13 Old Saybrook</b> | 0 |
|  <b>2 Old Lyme</b>      | 1 |

## 2016 Class S Girls Soccer Rankings

| SCHOOL/TOWN         | RATING | PCT  | WON | LOST | TIED | TIEBREAKER  |
|---------------------|--------|------|-----|------|------|---|
| Capital Prep        | 1      | .938 | 15  | 1    | 0    |   |
| Old Lyme            | 2      | .875 | 13  | 1    | 2    |   |
| Innovation          | 3      | .812 | 12  | 2    | 2    | Opp. W/T vs. St. Bernard (224-197.5)  |
| St. Bernard         | 4      | .812 | 12  | 2    | 2    |   |
| Housatonic Regional | 5      | .750 | 12  | 4    | 0    | Point Ranking (36-35) vs. Putnam, Coventry; Point Ranking (36-31) vs. Public Safety/AAE   |
| Putnam              | 6      | .750 | 11  | 3    | 2    | Opp. W/T vs. Coventry (203-194.5); Point Ranking (35-31) vs. Public Safety/AAE  |
| Coventry            | 7      | .750 | 11  | 3    | 2    | Point Ranking (35-31) vs. Public Safety/AAE   |
| Public Safety/AAE   | 8      | .750 | 10  | 3    | 1    |   |
| MLC                 | 9      | .719 | 11  | 4    | 1    | Point Ranking (34-33) vs. Holy Cross  |
| Holy Cross          | 10     | .719 | 10  | 3    | 3    |   |
| Terryville          | 11     | .688 | 11  | 5    | 0    | Point Ranking (33-32) vs. St. Paul Catholic   |
| St. Paul Catholic   | 12     | .688 | 10  | 4    | 2    |   |
| Old Saybrook        | 13     | .656 | 8   | 3    | 5    |   |
| Bolton              | 14     | .562 | 9   | 7    | 0    | Opp. W/T vs. Parish Hill (123-120)  |
| Parish Hill         | 15     | .562 | 9   | 7    | 0    |   |
| Tourtellotte        | 16     | .531 | 8   | 7    | 1    | Opp. W/T vs. Stafford (167.5-117.5)   |
| Stafford            | 17     | .531 | 8   | 7    | 1    |   |
| Somers              | 18     | .500 | 8   | 8    | 0    | Point Ranking (24-22) vs. HMTCA; Point Ranking (24-23) vs. Lyman Memorial; Head-to-Head (1-0-0) vs. East Windsor; Opp. W/T vs. Litchfield (88-68) |
| East Windsor        | 19     | .500 | 8   | 8    | 0    | Point Ranking (24-23) vs. Lyman Memorial; Opp. W/T vs. Litchfield (112-68); Point Ranking (24-22) vs. HMTCA                                       |
| Litchfield          | 20     | .500 | 8   | 8    | 0    | Point Ranking (24-23) vs. Lyman Memorial; Point Ranking (24-22) vs. HMTCA   |
| Lyman Memorial      | 21     | .500 | 7   | 7    | 2    | Point Ranking (23-22) vs. HMTCA   |
| HMTCA               | 22     | .500 | 6   | 6    | 4    |   |
| Wolcott Tech        | 23     | .467 | 6   | 7    | 2    |   |
| Portland            | 24     | .406 | 6   | 9    | 1    |   |

| NON-QUALIFYING TEAMS     | PCT  | WON | LOST | TIED |
|--------------------------|------|-----|------|------|
| Amistad                  | .321 | 4   | 9    | 1    |
| Bloomfield               | .125 | 2   | 14   | 0    |
| Canton                   | .281 | 4   | 11   | 1    |
| Classical Magnet         | .062 | 1   | 15   | 0    |
| Derby                    | .031 | 0   | 15   | 1    |
| East Granby              | .312 | 4   | 10   | 2    |
| Gilbert                  | .094 | 1   | 14   | 1    |
| Grasso Tech              | .094 | 1   | 14   | 1    |
| Hale Ray                 | .200 | 3   | 12   | 0    |
| Kolbe Cathedral          | .094 | 1   | 14   | 1    |
| Norwich Tech/Holy Family | .219 | 3   | 12   | 1    |
| Sacred Heart             | .250 | 4   | 12   | 0    |
| Shepaug Valley           | .250 | 3   | 11   | 2    |
| SMSA                     | .062 | 0   | 14   | 2    |
| Thomaston                | .281 | 4   | 11   | 1    |
| Trinity Catholic         | .000 | 0   | 16   | 0    |
| Two Rivers               | .100 | 1   | 13   | 1    |
| Wamogo                   | .125 | 2   | 14   | 0    |
| Westbrook                | .344 | 5   | 10   | 1    |
| Wheeler                  | .375 | 6   | 10   | 0    |
| Windham                  | .094 | 1   | 14   | 1    |
| Windham Tech             | .250 | 4   | 12   | 0    |
| Windsor Locks            | .344 | 4   | 9    | 3    |